



Camp Davy Crockett

Leaders Guide
2018

*They say Disney is the Happiest
Place on earth.
They're Wrong. Its
Camp Davy Crockett*



Join us for all kinds of fun & activities

Contact Us:
423-952-6961

www.campdavycrockett.org

Welcome to Camp Davy Crockett



Welcome to the 2018 summer camp season at Camp Davy Crockett. Our summer camp staff is looking forward to seeing you and your scouts this summer and to having yet another fantastic season with you.

Camp Davy Crockett, located in the foothills of the smokies, has 1865 acres of beautiful outdoors including 8 miles of shoreline on Cherokee lake. Camp Davy Crockett has all the ingredients for fun: motor boats, sailboats, canoes, kayaks, swimming pool, paddle boards, rifle range, shotgun range, archery range, as well as over 75 merit badges and other programs.

Since we wrapped up the 2017 camp season, we have been working hard and we have an outstanding program prepared for you; so please make an effort to read this guidebook, as it will help answer most of the questions you may have.

We have several additional programs coming together that can be a great addition for your unit. Some of those are: BSA Paddlecraft Safety, Signs, Signals & Codes merit badge, Game Design merit badge, Search & Rescue merit badge and many more.

At this point your Scouts should be getting excited for camp!

Again, we welcome you to Camp Davy Crockett. We look forward to the interaction and relationships that will develop this summer. Please feel free to contact us with any questions or concerns prior to or during your stay at Camp Davy Crockett.

Yours in Scouting,

A handwritten signature in cursive script that reads 'Fred E. Johnson'.

Fred E Johnson
Camp Director

Table of Contents

Pre-Camp Information	
Types of camping	6
Making a Reservation	6
Camp Fees & Campsites	7
Accommodating Special Needs	8
Refund Policy	8
Leaders in Camp	8
How to Register Adults	9
How to Register Youth	10
Program Opportunities	
Advancement Program	11
Eagle Bound (rank program for Tenderfoot - 1st Class)	12
Merit Badge Program	12
Additional Programs	23
Free Time Activities	24
Chaplaincy Programs	25
Your Week at a Glance	
Check-in Procedures	26
Weekly Schedules	27
Camp Facilities & Policies	
Camp Facilities	28
Camp Information	30
Camp Policies	32
Camp Staff	
Camp Staff Opportunities	33
Appendix	
Directions to Camp	35
Map to Camp	36
Unit Photo Order Form	37
Special Needs Request Form	38
Scout Registration Worksheet	39

Why Attend Camp Davy Crockett

Camp Davy Crockett has a quality staff dedicated to the fun and well being of the Scouts and Scouters that attend each year.

Camp Davy Crockett offers over 75 Merit Badges as well as other fun and challenging programs.

Camp Davy Crockett is a Nationally Accredited Summer camp with a 5 year accreditation!



THE PURPOSE

The purpose of Scout camp is to build strength through day-to-day activities of pure Scouting for patrols, troops and most importantly for the individual Scouts. It is the policy of the Sequoyah Council, Boy Scouts of America, to provide the best possible camping experience to all Scouts, regardless of race, creed, nationality or religious preference.

CODE OF CONDUCT

The Code of Conduct at camp is simply the Scout Oath and Scout Law. If we try to adhere to these guiding principles, everyone will have the maximum amount of fun while at camp.

Scouting: A Program For Everyone

The programs offered by the Sequoyah Council at Camp Davy Crockett are open to all registered Boy Scouts.

INFORMATION SUBJECT TO CHANGE

We have made every effort to include the most up to date information in this guide. However, depending on camp enrollment, staffing, changes in the national BSA program, and / or circumstances beyond our control; the information in this guide may need to be changed. These will be made at the discretion of the camp administration. If changes are needed, they will be announced in the Crockett Chatters, at check-in or during leader's meetings.

Pre-Camp Information & Procedures

1. Organization before camp is critical! Troops and boys must make choices regarding what they want to accomplish during their stay at Camp Davy Crockett. Units that come unprepared will be denying their Scouts a great camp experience as they work to catch up.
2. Read this Guide entirely. The information contained in this guide will help returning as well as new units navigate the registration process for Camp Davy Crockett.
3. Camp Davy Crockett Staff. Our staff has a reputation for having a great relationship with the Scouts and Leaders that attend camp. Please help us work together to give our youth the best possible experience.
4. Ask questions. Our Council Office staff is ready to answer your questions prior to arriving at Camp Davy Crockett and our Summer Camp staff will answer any questions that you have once you have arrived, so do not hesitate to ask.

Two Types of Scout Camping

Traditional Camping:

Campers are housed in two-man canvas tents on wood platforms or in one of our new cabins with cots and mattresses furnished for each camper and adult. Meals will be provided in our dining hall.

Provisional Camping:

Scouts who are unable to attend during their unit's week at camp, or wish to attend an additional week of camp (at a reduced rate of \$145.00) should consider attending camp as a provisional camper. Scouts who would like to attend as a provisional camper need to fill out the provisional scout form found on the camp's website and send it to the council office.

Making a Reservation

To make a reservation for the 2018 summer camp season, call the Sequoyah Council Service Center at 423-952-6961. There will be a \$100.00 campsite deposit due within 14 days of making your reservation that will be credited to your units final payment, but is not refundable.

You will need the following information when you call:

Your Summer Camp Coordinator's Name: _____

Address: _____

City: _____ State: _____ Zip: _____

Daytime Phone: _____

Email: _____

Estimated number of Scouts _____ & Adults _____

The week you would like to attend: _____

Campsite: _____ Number of tent spots: _____ cabin spots: _____

Pre-Camp Information & Procedures

2018 Camp Fees

	Fees if paid by June 1, 2018	Fees if paid after June 1, 2018
In Council Scouts	\$255.00	\$280.00
Out of Council Scouts	\$275.00	\$300.00
Any Scout Attending Additional Week (Per Week)	\$145.00	\$145.00
All Adult Leaders	\$120.00	\$120.00

2018 Camp Sessions

Staff Week	May 30 - 2
JROTC Week	June 3 - 9
Week 1	June 10 - 16
Week 2	June 17 - 23
Week 3	June 24 - 30
Week 4	July 1 - 7
Week 5	July 8 - 14

Complimentary Leader Schedule

Number of Scouts Attending	Number of Free Leaders
3 - 9 Scouts	1
10 - 19	2
20 - 29	3
30 +	4

The camp fees listed above are to be paid in two installments.

The first payment of \$100.00 per Scout is due March 2, 2018. It is possible to add Scouts after this date, pending available space. Information about available space for each week is posted at www.campdavycrockett.org. The balance of all camp fees are due by June 1, 2018 or there will be a \$25 per Scout late fee.

A limited number of partial camp scholarships will be available for deserving **in-council Scouts**. This will cover no more than 50% of the basic camp fee. A campership form is available on the forms section at www.campdavycrockett.org. All camperships forms are to be completely filled out and submitted to the council office no later than May 11, 2018.

Campsite Capacities

Campsite	Tent Capacity	Cabin Capacity	Campsite	Tent Capacity	Cabin Capacity
Beaver	16	32	Grizzly Bear	14	24
Black Bear	26	64	Lower Fox	10	32
Bobcat	18	56	Mountain Lion	22	32
Buffalo	18	32	Owl	10	24
Lower Elk	24	N/A	Raccoon	20	32
Upper Elk	10	32			

Accommodating Special Needs

Our camp staff is committed to fully include all Scouts in all aspects of the summer camp program. Meeting the needs of all campers and leaders requires minor adaptations of our facilities. Special menus, accessible sites and other provisions can be made for Scouts and leaders because of physical disabilities, learning disabilities, medical conditions, particular dietary requirements or other special needs. Unit leaders who have a special needs request, should fill out the special needs request form included in the appendix and submit it at least 2 weeks in advance of your unit arriving at camp.

Refund Policy

The following policy statement is applicable to all Council and District events where a fee is collected. This includes Summer Camp. A refund form should be requested.

- Written refund requests will be considered only if received in the council office 10 days prior to the start of camp.
- Written refund requests submitted after the event will be considered only for personal illness or family emergencies. No refund requests will be accepted after 10 days following the close of camp.
- A service charge of twenty-five percent 25% of the full activity fee will be assessed on all refunds.
- Refund checks will be issued within thirty 30 days following the close of camp.
- Fees are only transferable within the same activity to a Scout not currently registered for the event.

If a refund is due, units will receive the refund as a council check mailed to the contact address on file. Please allow at least 4-6 weeks for delivery.

Please note that we cannot offer refunds for Scouts who leave camp early and under no circumstances may any refunds be carried over to the following summer.

Leaders in Camp

All units are required to have at least two adult leaders in camp at all times. This policy is required by the Boy Scouts of America. All leaders must be registered members of the BSA, and must meet the qualifications for the leadership position in which they serve. The unit leader must be at least 21 years of age. Additional leaders must be at least 18 years of age. Parents, committee members and other adults who accompany the unit to camp, must meet all of the above requirements. Additional leaders above the free leaders will be charged \$120.00 .

Leaders may rotate when necessary, however, we recommend having consistent leadership throughout your unit's stay at camp. Rotation of leaders can give way to situations that are not conducive to the positive influences of a week of summer camp.

Units that rotate leaders during the week, can fill a leader-space with more than one person staying different parts of the week. For example, one leader might stay the first half of the week and another the second half of the week. If two leaders do not stay in camp at the same time, they use only one leader-space and pay the fee for one leader-space. Leaders should plan to share tents/cabins since the camp will only provide one tent for every two leaders or 1 cabin for every four leaders.

Pre-Camp Information & Procedures

Class registration opens December 1, 2017. At this time you will use the steps below to sign your scouts and leaders up for classes and programs at CDC. To assist you with this process, we have included a Scout Registration Worksheet at the end of this guide and on our website. Please reproduce these for each of your Scouts. You will need the information at the top of that form for each Scout when you register them. You will also need your adult leader shirt sizes and their latest Youth Protection Training date.

If you need to change the physical number of scouts or leaders that you will be bringing, you must call the Council Service Center at 423-952-6961. Those numbers can only be changed at the office.

How to register adult leaders that will be attending camp:

(Note that all adults that are attending camp need to be registered using this process.)

Step 1: Log on to <http://www.tentaroo.com/sequoyah> using the username & password that was emailed to you.

User Name: _____ Password: _____

Step 2: Click on the Your Roster Button at top.

Step 3: Click on the +New at the bottom beside the Adult Roster.

Step 4: Enter all the information on that page.

Step 5: Click on the Save button at the bottom of page

(Repeat steps 2-5 for each leader that will be attending camp)

Step 6: Click on the Event Registration button at top

Step 7: Click on the +New Adult Registration button.

Step 8: Click on the name of the Adult you want to register in the Choose Participant List

Step 9: Click on the Create Registration button at bottom.

Step 10: Fill in any missing information in the add event registration box.

Step 11: Click Save at the bottom

Step 12: Click on the Checkout button

Step 13: Click on the Cart button at top of page

Step 14: Click on Submit Order button

(Repeat steps 6-14 for all adults attending camp)

Pre-Camp Information & Procedures

How to register Scouts that will be attending camp:

Step 1: Log on to <http://www.tentaroo.com/sequoyah> using the username & password that was emailed to you.

User Name: _____ Password: _____

Step 2: Click on the Your Roster Button at top.

Step 3: Click on the +New button at the top beside the Youth Roster.

Step 4: Enter all the information on that page.

Step 5: Click on the Save button at the bottom of page

(Repeat steps 2-5 for each scout that will be attending camp)

Step 6: Click on the Event Registration button at top

Step 7: Click on the +New Youth Registration button.

Step 8: Click on the name of the Scout you want to register in the Choose Participant List

Step 9: Click on the Create Registration button at bottom.

Step 10: Fill in any missing information in the add event registration box.

Step 11: Click Save at the bottom

Step 12: Click on the Classes button

Step 13: Drag Classes that Scout wants to take from the right to the left (note classes can be removed by dragging from left side to right side). If Classes do not show on right side, they are not available.

Step 14: Click Save at the bottom.

Step 15: Click on the Checkout button

Step 16: Click on the Cart button at top of page

Step 17: Click on Submit Order button (you must click the submit order button or the classes will not be reserved.)

(Repeat steps 6-14 for all scouts attending camp)

Please note that classes can be changed at any time (even after you have submitted the order) up to 7 days before your unit arrives at camp depending on class availability.

The Advancement Program

Camp Davy Crockett offers advancement programs for Scouts of all levels including Eagle Bound Program, COPE, Frontier Camp and merit badges for all skill levels.

Planning your Unit's Program at Camp

To get the most out of your summer camping experience, time should be dedicated to planning your Unit's program prior to arriving at camp. We encourage the Scouts to take a front seat in planning their own experience at camp. Regardless of their rank, Scouts will be able to plan a schedule that allows them to get the most out of camp and the Scouting program. First year campers can find details about an exciting summer camp experience in the Eagle Bound Program on page 12. Older Scouts may want to sign up for programs geared toward them, while all Scouts can discover more about the merit badges offered at Camp Davy Crockett beginning on page 13. Remember that a Scout's week at camp should not be solely measured or defined by making progress towards rank advancement or earning merit badges and other awards. It will be remembered based on their experiences and adventures, daring to try new things, failing and succeeding and trying it themselves. It is a good idea not to over-schedule your Scouts. **You should allow them at least one open period during the day so that they can take advantage of other activities (open shoots, open swims and open boating) during those sessions.**

Merit Badge Registration

Camp Davy Crockett offers Merit Badge preregistration. Registering for merit badges before arrival will allow Scouts, leaders and camp staff to better prepare for the Scout's week at camp. Merit badge preregistration will be completed online by your camp liaison. The unit's liaison will receive a link to the online registration once it opens and we have received your 2018 deposit. Early merit badge preregistration will begin on December 1, 2017.

This year Camp Davy Crockett will be offering the following new programs:

Moviemaking MB	Personal Fitness MB	Citizenship in the Nation MB
Radio MB	Programming MB	Signs, Signals & Codes MB
Search & Rescue MB	Inventing MB	Game Design MB
Crime Prevention MB	Fingerprinting MB	
BSA Aquatics Supervision: Paddlecraft Safety Basic Course		
The Crockett Experience		

While we try to keep all merit badge classes open, safety and materials sometimes dictate that certain classes be limited in size. Any Scout who did not get to preregister or needs to amend their schedule will have the opportunity to do so during check-in on Sunday. **The Merit Badge Schedule worksheet is found in the appendix. This worksheet allows Scouts to better schedule their merit badges.**

Eagle Bound Program

Camp Davy Crockett's Eagle Bound Program runs three rank specific classes. Each class will be taught in the morning and again in the afternoon. This is to allow participants to earn merit badges and work on other free time activities. The three classes will be Tenderfoot, Second Class, and First Class. Unit leaders should consider each Scout individually when deciding whether he should sign up for this program. If a scout has already earned a rank, please do not sign him up for that class. Please have the scout bring his Handbook with the completed requirements up to date each day to class.

The program is comprehensive and takes a great deal of time. Leader assistance is welcome. Scout leaders should allocate time each evening to help and encourage their Eagle Bound participants. Scouts will also have the opportunity to participate in an overnighter Thursday evening under the supervision of our staff and unit leaders.

Please do not schedule all your Scouts for the same sessions and note that each scout should only take each class once, i.e. your Scout should not take both morning and afternoon Tenderfoot classes.

The following list of equipment needed for Eagle Bound:

Boy Scout handbook
Poncho
Rope-20 feet 1/4"
Canteen/Water bottle
Personal first aid kit
Hiking boots
Scout knife
Compass

Merit Badge Program

The merit badge program is the cornerstone of the summer camp program.

Most merit badges can be completed at camp, however, there are a few that need some additional work at home because of time requirements, special projects, or other considerations. In addition, some merit badges require prerequisites or practice to develop proficiency in specific skills.

It is a good idea not to overschedule your Scouts. You should allow them at least one open period during the day so that they can take advantage of other activities (open shoots, open swims and open boating) during those sessions.

Program Opportunities

Age, Maturity and Skill Level

Please keep in mind that the unit leader is responsible for ensuring that all Scouts meet age, maturity and skill level requirements for all sessions. On the first day of sessions, instructors will verify participant qualifications to ensure all required qualifications are met. Please note the programs listed that have specific requirements for enrollment.

Partials & Pre-Requisites

Some Scouts will complete only sections of badges with pre-requisites or that are very difficult. They then can complete them with another counselor at home. As stated in national policy, partial merit badges can be completed up until the Scout turns 18.

Items denoted with this symbol is new to the 2018 program



Aquatics Merit Badges / Programs



BSA Lifeguard

Min. Age: 15 Class Fee: None Max Class Size: 12 Length: 1/2 Day

Must pass the swimmer test - Need to bring long pants and long sleeve button-up shirt.



BSA Stand Up Paddleboarding

Min. Age: 13 Class Fee: \$5.00 Max Class Size: 7 Length: 45 Min

Must pass the swimmer test



BSA Stand Up Paddlecraft Safety



Min. Age: 15 Class Fee: None Max Class Size: 12 Length: 1/2 Day

Must pass the swimmer test. Class is available for both youth and adults.
Must have completed Safety Afloat.



Canoeing Merit Badge

Min. Age: None Class Fee: None Max Class Size: 28 Length: 45 Min

Must pass the swimmer test.

Program Opportunities



Kayaking Merit Badge

Min. Age: 15 Class Fee: \$5.00 Max Class Size: 12 Length: 45 Min
Must pass the swimmer test.



Learn to Swim

Min. Age: None Class Fee: None Max Class Size: 15 Length: 45 Min



Lifesaving Merit Badge

Min. Age: None Class Fee: None Max Class Size: 20 Length: 45 Min
Must pass the swimmer test.



Mile Swim

Min. Age: None Class Fee: None Max Class Size: 12 Length: 45 Min
Must pass the swimmer test. (must attend all sessions to complete)



Motorboating Merit Badge

Min. Age: 13 Class Fee: \$10.00 Max Class Size: 8 Length: 45 Min
Must pass the swimmer test.



Small Boat Sailing Merit Badge

Min. Age: 15 Class Fee: \$10.00 Max Class Size: 12 Length: 1/2 Day
Must pass the swimmer test.



Snorkeling BSA

Min. Age: None Class Fee: None Max Class Size: 20 Length: 45 Min
Must pass the swimmer test.

Program Opportunities



Swimming Merit Badge

Min. Age: None Class Fee: None Max Class Size: 20 Length: 45 Min

Must pass the swimmer test - Scouts will need long pants and long sleeve button-up shirt.



Water Sports Merit Badge

Min. Age: None Class Fee: \$10.00 Max Class Size: 8 Length: 1 hr 45 Min

Must pass the swimmer test.

Ecology Merit Badges / Programs



Environmental Science Merit Badge

Min. Age: None Class Fee: None Max Class Size: 25 Length: 45 Min



Fish & Wildlife Management / Mammal Study Merit Badges

Min. Age: None Class Fee: None Max Class Size: 25 Length: 45 Min



Fishing Merit Badge

Min. Age: None Class Fee: None Max Class Size: 25 Length: 45 Min



Forestry / Soil & Water Merit Badge

Min. Age: None Class Fee: None Max Class Size: 25 Length: 45 Min



Geology

Min. Age: None Class Fee: None Max Class Size: 25 Length: 45 Min

Program Opportunities



Nature Merit Badge

Min. Age: None Class Fee: None Max Class Size: 25 Length: 45 Min



Reptile & Amphibian Study / Insect Study Merit Badge

Min. Age: None Class Fee: None Max Class Size: 25 Length: 45 Min



Weather Merit Badge

Min. Age: None Class Fee: None Max Class Size: 25 Length: 45 Min



Art Merit Badge

Min. Age: None Class Fee: None Max Class Size: 25 Length: 45 Min



Basketry Merit Badge

Min. Age: None Class Fee: \$10.00 Max Class Size: 25 Length: 45 Min



Leatherwork Merit Badge

Min. Age: None Class Fee: \$10.00 Max Class Size: 25 Length: 45 Min



Model Design Merit Badge

Min. Age: None Class Fee: None Max Class Size: 25 Length: 45 Min

Program Opportunities



Space Exploration Merit Badge

Min. Age: None Class Fee: \$10.00 Max Class Size: 25 Length: 45 Min



Theater Merit Badge

Min. Age: None Class Fee: None Max Class Size: 25 Length: 45 Min



Wood Carving Conservation Merit Badge

Min. Age: None Class Fee: \$5.00 Max Class Size: 25 Length: 45 Min

Scoutcraft Merit Badges



Camping Merit Badge

Min. Age: None Class Fee: None Max Class Size: 25 Length: 45 Min



Chess Merit Badges

Min. Age: None Class Fee: None Max Class Size: 12 Length: 45 Min



Citizenship in the Nation Merit Badge



Min. Age: 12 Class Fee: None Max Class Size: 25 Length: 45 Min



Communications Merit Badge

Min. Age: 12 Class Fee: None Max Class Size: 25 Length: 45 Min

Program Opportunities



Cooking Merit Badge

Min. Age: None Class Fee: \$10.00 Max Class Size: 20 Length: 1 hr 45 Min



Crime Prevention Merit Badge



Min. Age: None Class Fee: None Max Class Size: 25 Length: 45 Min



Emergency Preparedness Merit Badge

Min. Age: None Class Fee: None Max Class Size: 25 Length: 45 Min



Fingerprinting Merit Badge



Min. Age: None Class Fee: None Max Class Size: 25 Length: 45 Min



Fire Safety Merit Badge

Min. Age: None Class Fee: None Max Class Size: 25 Length: 45 Min



First Aid Merit Badge

Min. Age: None Class Fee: None Max Class Size: 25 Length: 45 Min



Geocaching Merit Badge

Min. Age: None Class Fee: None Max Class Size: 25 Length: 45 Min

Program Opportunities



Indian Lore Merit Badge

Min. Age: None Class Fee: \$10.00 Max Class Size: 25 Length: 45 Min



Journalism Merit Badge



Min. Age: None Class Fee: None Max Class Size: 25 Length: 45 Min



Music Merit Badge

Min. Age: None Class Fee: None Max Class Size: 10 Length: 45 Min



Orienteering Merit Badge

Min. Age: None Class Fee: None Max Class Size: 25 Length: 45 Min



Personal Fitness Merit Badge



Min. Age: First Class Class Fee: None Max Class Size: 25 Length: 45 Min



Pioneering Merit Badge

Min. Age: None Class Fee: None Max Class Size: 15 Length: 45 Min



Search & Rescue Merit Badge



Min. Age: None Class Fee: None Max Class Size: 15 Length: 45 Min

Program Opportunities



Wilderness Survival Merit Badge

Min. Age: None Class Fee: None Max Class Size: 25 Length: 45 Min

Stem Merit Badges



Animation Merit Badge

Min. Age: None Class Fee: None Max Class Size: 20 Length: 45 Min



Chemistry Merit Badges

Min. Age: None Class Fee: \$5.00 Max Class Size: 20 Length: 45 Min



Electricity Merit Badge

Min. Age: None Class Fee: None Max Class Size: 20 Length: 45 Min



Electronics Merit Badge

Min. Age: None Class Fee: None Max Class Size: 20 Length: 45 Min



Engineering Merit Badge

Min. Age: None Class Fee: None Max Class Size: 20 Length: 45 Min



Game Design Merit Badge



Min. Age: None Class Fee: None Max Class Size: 25 Length: 1 hr 45 Min

Program Opportunities

Inventing Merit Badge



Min. Age: None Class Fee: \$5.00 Max Class Size: 20 Length: 45 Min

Photography / Moviemaking Merit Badge



Min. Age: None Class Fee: \$10.00 Max Class Size: 20 Length: 1 hr 45 Min

Programming Merit Badge



Min. Age: None Class Fee: None Max Class Size: 20 Length: 45 Min

Radio Merit Badge



Min. Age: None Class Fee: None Max Class Size: 20 Length: 45 Min

Signs, Signals & Codes Merit Badge



Min. Age: None Class Fee: None Max Class Size: 20 Length: 45 Min

Shooting Sports Merit Badges

Archery Merit Badge



Min. Age: None Class Fee: \$15.00 Max Class Size: 12 Length: 1 hr 45 Min

Program Opportunities



Rifle Shooting Merit Badge

Min. Age: None Class Fee: \$15.00 Max Class Size: 16 Length: 1 hr 45 Min



Shotgun Shooting Merit Badge

Min. Age: 13 Class Fee: \$25.00 Max Class Size: 10 Length: 1 hr 45 Min

Additional Programs



Crockett Experience

Min. Age: 14 Class Fee: \$25.00 Max Class Size: 10 Youth 2 Adult

Note: This program is a 4 day program. Scouts will not be staying in the unit's campsite Monday night until Thursday night. Program includes Leave No Trace, backpacking, swimming, canoeing/kayaking, cooking, shooting & blacksmithing.



Program Opportunities

Frontier Camp

Frontier camp takes you back in time to live the life of a young Davy Crockett. It allows Scouts, Scouters, and parents to experience life skills and crafts that were common in the early 1800's. Living in Frontier Camp has an atmosphere and camaraderie different from most traditional base camp experiences.

Participants will enter the 1800's on Sunday afternoon and experience life as our ancestors knew it until they return to the 21st century on Saturday morning.

Each camper will be given a hunting shirt, which will be your uniform for the week. The shirt will be yours to keep.

The skills you will participate in are primitive fire building, basic muzzle-loading, blacksmith, tomahawk/knife throwing, leatherworking, traps/snares, rope making and natural dyeing.

See the website for a list of items that are needed for this program.

Merit badge opportunities:

(requires extra evening time to earn)

American Culture, American Heritage, Basketry, Indian Lore, Leatherwork, Metal Work (blacksmithing), Rifle Shooting (muzzleloader), Textile, and Wood Carving

Venturing opportunities:

(requires extra evening time to earn)

Outdoor Living History, Muzzle loading Discipline, Venturing Shooting sports Outstanding Achievement Award and Shooting Sports for Venturing Ranger Award.

*additional fees may apply for shooting awards.

There is a program fee of \$ 50 for Frontier Camp. This fee is for both Youth and Adults wishing to participate in the program.

Adult Program Opportunities



Safe Swim Defense / Safety Afloat

Min. Age: Adults

Class Fee: None

Max Class Size: None

Class Description: Have training and agree to the 8 defenses of water safety. No pre-registration required



Leave No Trace Workshop

Min. Age: Adult

Class Fee: None

Max Class Size: None

Class Description: Principle of outdoor recreation that seeks to minimize the impact on the environment. No pre-registration required



Wilderness First Aid

Min. Age: 14

Class Fee: \$45

Max Class Size: 25

Class Description: Scenario-based, hands-on, patient assessment focused training led by an experienced outdoorsman, teacher, paramedic and ER Doctor. Class is on Tues & Thurs all day.

First Aid / CPR

Min. Age: None Class Fee: \$20

Max Class Size: 10

This will be certification from the Emergency Care & Safety Institute. Participants must be able to perform chest compressions.



Program Opportunities

Free Time Activities



Open Rifle - There are two sessions available during the day for Scouts and Scouters to come over to the rifle range and shoot. Times are 11:00 - 11:45 and 4:00 - 4:45 Monday - Thursday. There is a \$1.00 charge per person each session for this activity.



Open Shotgun - There are two sessions available for Scouts and Scouters to come to the Shotgun range and have fun shooting trap. Times are 11:00 - 11:45 and 4:00 - 4:45 Monday - Thursday. The fee is 50 cents per shot.



Open Archery - There are two sessions available for Scouts and Scouters to come to the Archery range and have fun shooting. Times are 11:00 - 11:45 and 4:00 - 4:45 Monday - Thursday. There is no charge for this activity.



Open Swim - There are two sessions available for Scouts and Scouters to come to the pool and enjoy the cool water. Times are 11:00 - 11:45 and 4:00 - 4:45 Monday - Thursday



Open Boating - There are two sessions available for Scouts and Scouters to come to the lakefront and enjoy canoeing, rowing & kayaking. Times are 11:00 - 11:45 and 4:00 - 4:45 Monday - Thursday



Polar Bear Swim - There is one session available for Scouts and Scouters to come to the pool and get the day started with a swim. The time is from 6:30 AM - 7:00 AM Monday - Thursday



Troop Boating - Troop boating is a time available for units to canoe, row & kayak. Units may sign up for a time from the Aquatics Director. Troop Boating is available during 3 evenings from 7:30 - 8:30 PM 2 leaders MUST have Safe Swim Defense and Safety Afloat.



Troop Swim - Troop swim is a time available for units to enjoy the swimming pool in the evening. Units may sign up for a time from the Aquatics Director. Troop Swim is available during 3 evenings from 7:30 - 8:30 PM 2 leaders MUST have Safe Swim Defense and Safety Afloat.



Chaplaincy Program

The Chaplaincy Program at Camp Davy Crockett is an ever evolving and challenging endeavor. God is recognized as the driving force behind all parts of the program. It is only through His guidance and blessings that success is ours to enjoy. As expressed in the Scout Oath, let us always keep Him first in what we do.

Campers and leaders have two opportunities to attend worship during their week at camp, Sunday and Wednesday evenings at 7:45 PM. Devotions are conducted each day after breakfast and after lunch.

Camp Davy Crockett also has several opportunities for youth and adults to participate in our religious award program.

CDC Religious Award. There are 5 levels to this program.



To earn the patch, you answer questions and do projects to reflect your faith in god.

Additionally 4 segments may be earned by doing additional projects and essays increasing in depth to your faith in God. These are earned in the following order: Worship, Duty, Service and Future.



Chaplain's Challenge*

Follow compass course and answer difficult questions from the Bible.

Bible Trivia*

Teams of 2 answer 5-10 questions randomly selected from the Bible.

If you are interested in helping during the services (reading scripture, saying prayers, etc.) Please let the chaplain know on Sunday.

We want your week at camp to be special and exciting. If we can do anything to help you, please let us know.

* Challenges/Competitions are youth against youth and adults against adults.

Check-in Procedures

Check-in

Units should plan to arrive at Davy Crockett between 1:00 - 3:00 p.m. on Sunday. Arriving as close to 1:00 allows for enough time to get you checked in, your camp tour and swim checks to be completed on Sunday. Arriving with your swimsuits on and ready for swim checks will speed up the check-in process.

Upon arrival to camp, immediately park in the headquarters building parking lot (Do not block the road). Scoutmasters should report to the Headquarters porch with a final count of Scouts and leaders, registration changes and have copies of the unit's medical forms and written explanation for any boy who needs special medical treatment.

OUT OF COUNCIL UNITS MUST FURNISH PROOF OF ACCIDENT AND SICKNESS INSURANCE.

A guide will be assigned to assist the unit through the check-in process. Everyone must have a current health form completely filled out. To best facilitate this process, all members of the unit are asked to arrive at camp at the same time.

Vehicles are not to be parked in the campsite during the week. Unit vehicles will be permitted into campsites during check-in and check-out, for the purpose of loading and unloading personal and unit equipment. While driving in camp, please observe the camp speed limit of 5 miles per hour. No vehicles including golf carts, will be allowed to operate in camp or be parked in the campsite after check-in on Sunday without permission of the Camp Director.

Individuals with special needs should contact the Council office prior to arrival. For persons requiring mobility assistance, vehicle permits will be issued by the Camp Director during check-in on Sunday. The camp does not furnish transportation for special needs individuals.

NO ONE IS ALLOWED TO RIDE IN THE BACK OF PICKUP TRUCKS.

Camp Tour

Once you have checked-in, your unit will take a mandatory camp tour. This tour includes locations of various program areas, the trading post, dining hall and other areas of interest. Swim checks will be done during the tour. Camp policy states swim checks have to be taken at camp.

Leader's Meeting

At 5:00 PM on Sunday there will be a meeting of all Scoutmasters and Senior Patrol Leaders at the Headquarters Building. At this meeting, members of the camp staff will give an overview of camp policies and procedures, and special program activities that will be offered during the week. This meeting will also provide an opportunity to answer any questions about your week at summer camp.

Schedules

Sunday Schedule	
1:00 - 3:00	Check-In *
5:00 - 6:00	Leader's Meeting
6:15	Flag Lowering
6:30 - 7:30	Supper
7:45 - 8:15	Vespers
8:30 - 9:15	Campfire Program
11:00	TAPS
*Please call the camp office 423-235-4918 if you are running late.	

Friday Schedule	
7:00	Reveille
7:15	Flag Raising
7:30 - 8:15	Breakfast
8:30	Sick Call
9:00 - 10:00	Class Make-ups
10:00 - 12:00	Camp-wide Activities
12:15 - 1:15	Lunch
1:30	Sick Call
2:00 - 5:00	Camp-wide Activities
5:00 - 6:00	Free Time
6:15	Flag Lowering
6:30 - 7:30	Supper
7:30 - 8:00	Free Time
8:15	Arrive at Campfire
8:30 - 9:30	Campfire Program
9:30 - 11:00	Free Time
11:00	Taps

Monday - Thursday Schedule	
7:00	Reveille
7:15	Flag Raising
7:30 - 8:15	Breakfast
8:30	Sick Call
9:00 - 12:00	Merit Badge Classes
12:15 - 1:15	Lunch
1:30	Sick Call
2:00 - 5:00	Merit Badge Classes
5:15 - 6:00	Free Time
6:15	Flag Lowering
6:30 - 7:30	Supper
7:30 - 8:30	Troop Evening Activities
11:00	Taps

Saturday Schedule	
7:00	Reveille
7:15	Flag Raising
7:30 - 8:15	Breakfast
8:30 - 9:30	Check-out

Check-Out Procedures

Following are the procedures for checking-out:

1. If you are planning on leaving Friday night or before breakfast on Saturday, please let the Camp Director know by Supper on Friday.
2. Make sure that you have picked-up all of your paperwork for your units classes from your mailbox in the Scoutmaster's Lounge. The paperwork should be in the box by 2:00 PM Friday. Notify the Program Director, if you are missing any paperwork.
3. Make sure that all trash is out of the campsite. Take all your trash to the dumpster behind the Dining Hall.
4. Return any equipment checked-out from the Quartermaster.
5. Send two scouts to the Headquarters Building for an inspector.
6. After the inspector has signed off on the campsite, your Scoutmaster should come to the Headquarters Building to make your 2019 campsite reservation, pick-up your medical forms, patches, leader's mugs, etc.

Camp Facilities

Good Stewardship

Camp Davy Crockett is a year-round camping facility maintained by the Sequoyah Council. The Camp Ranger, Council Camping and Outdoor Programs Committee and Sequoyah Lodge work hard to maintain and improve the facilities. The continued improvement of our summer camp program is dependent on the care of our facilities. Scouts and Leaders must be good stewards of the facilities, equipment and environment so that they may remain for others to enjoy in future years.

Campsite Equipment

Each site is equipped with canvas tents, platforms, cots and mattresses and 8 person cabins based on the capacity for your site. All sites have a latrine, wash facilities, and covered picnic tables. Equipment such as bow-saws, rakes and shovels may be signed-out from the Quartermaster and must be returned prior to departure. Unit leaders are responsible for proper use and care of all equipment in your site. Your site will be inspected during check-in and check-out. Units will be charged for repair or replacement of property and equipment damaged due to misuse. Please inform the Camp Office of accidental damage as soon as it occurs.

Campsite Inspections

Campsites will be inspected at least twice during the week for cleanliness, safety and camp craft projects. Units are responsible for all trails leading from the main road to their campsite. They are also responsible for the main road in front of their campsite. Campsite inspection procedures will be discussed further at the Sunday afternoon leader's meeting.

Campsite Policies

Please make sure your Scouts understand the importance of these policies.

- **Camp Tents/Cabins:** In order to maintain the quality and durability of our tents & cabins, we ask that you not tack, pin or nail anything to the tents or cabins, their poles, or platforms. No open flames or insect spray is allowed in tents or cabins. Any damages incurred will be the troop's financial responsibility. No hammocks allowed inside or attached to cabins.
- **Campfires** are a potential hazard in camp; particularly, if drought conditions exist. Campers must be cautious with fire following the guidelines of the Camp Fire Guard Plan and Outdoor Code. During times of extreme drought or high heat, a ban on open fires may be imposed. You will be notified if those conditions are in effect.
- **Quiet Time:** Scouts need approximately 8 hours of rest daily. Leaders are expected to set the example by respecting quiet times for the benefit of neighboring campers. Please keep activities to a minimum between the hours of 11:00 p.m. and 7:00 a.m. During those hours, campers may not be out of their site without adult supervision. Scouts should be out of the shower area by 10:30 p.m. and back to their campsite by 11:00 p.m.

Camp Facilities & Policies

Public Areas of Responsibility

Units are expected to cooperate and take their turn cleaning the showers. Shower cleaning must be completed by 9:00 AM each day. Shower cleaning will be considered as part of your campsite inspection score. Unit shower cleaning can be scheduled at the leader's meeting on Sunday or during the morning leader's meetings.

Campsite Trash

All trash in the campsite should be bagged and taken to the dumpster behind the Dining Hall each night before Taps.

Camp Meals

Unless otherwise arranged, all meals are prepared by the Dining Hall staff and are served cafeteria style. Scouts sit by units. The morning and evening meals will be preceded by a flag ceremony at the parade field. For the midday meal, Scouts will report directly to the Dining Hall. Special dietary needs should be reported on the Special Needs Form at least two weeks prior to arrival at camp. We will do our best to accommodate such requests with the food that we have available. For specific dietary requirements, supplements should be brought from home.

Please Note: Scouts must wear shoes and a shirt AT ALL times while in the Dining Hall. A full field uniform is the dress for all evening meals. No food is to be carried out of the Dining Hall.

Scoutmaster's Lounge

This is the gathering place, only for adult leaders, located inside the headquarters building. It is air-conditioned for relaxing and limited internet access.

BSA Outdoor Code

- **Be clean in my outdoor manners**
 1. I will treat the outdoors as a heritage.
 2. I will take care of it for myself and others.
 3. I will keep my trash and garbage out of lakes, streams, fields, woods, and roadways.
- **Be careful with fire**
 1. I will prevent wildfire.
 2. I will build my fires only where they are appropriate.
 3. When I have finished using a fire, I will make sure it is cold out.
 4. I will leave a clean fire ring, or remove all evidence of my fire.
- **Be considerate in the outdoors**
 1. I will treat public and private property with respect.
 2. I will use low-impact methods of hiking and camping.
- **Be conservation minded**
 1. I will learn how to practice good conservation of soil, waters, forests, minerals, grasslands, wildlife, and energy.
 2. I will urge others to do the same.

Camp Information

Telephone

These numbers should be used until May 29, 2018:

Sequoyah Council Phone Number: 423 952-6961

Sequoyah Council Fax Number : 423 952-6960

These numbers should be used between May 30 - July 23, 2018:

Phone number at Camp: 423 235-4918

This phone is located in the camp office. This is the camp's business phone and parents will not be able to talk to their children on this phone. The staff member will take a message and deliver it to the unit's mailbox. Of course, emergency messages, will be delivered as soon as possible.

E-mail:

Activities Secretary

agoodwin@scbsa.org

Postal Mail

Scouts may receive mail at camp. Please send mail addressed:

Scout's name, Troop#
C/O Camp Davy Crockett
142 Boy Scout Road
Whitesburg TN 37891

Also include a return address in case a letter arrives at camp after the Scout has left. Mail should not be sent to camp later than the Wednesday while the unit is at camp. Mail can take from two to four days to reach camp.

Emergency and Safety Procedures

In case of an emergency at camp (i.e. fire, lost camper, lost swimmer, etc.), notify the Camp Director, Program Director, Camp Ranger and/or the Camp Medical Office immediately. Where an emergency involving a camper is concerned, the appropriate Scoutmaster should be contacted. The medical office is located behind the headquarters building.

In case of severe storms, severe lightning, wind or any other weather emergency, everyone will report to the nearest shelter until it is safe to return to your campsite. The alarm will sound, if it becomes necessary. STAY PUT until the all clear sounds, even if the alarm stops sounding.

Camp Facilities & Policies

Coming and Going

The safety and security of every Scout is of paramount concern to all Leaders and Staff. To enhance our security efforts we require parents, leaders, and Scouts to sign in and sign out at the Headquarters Building when entering or leaving camp during the week. Scouts who are leaving camp early will need to check out at the Camp Director's office while being accompanied by an adult from the unit to authorize the departure. Unit leaders should encourage all guests and visitors to depart by 10:00 p.m. If there are particular concerns of an individual Scout's well-being and protection, the unit leader should contact the Camp Director.

Camp Visitors

All visitors **MUST** check in at the Administrative Office upon arrival at camp. For security purposes all visitors will be issued an identified bracelet and wear it during their entire visit to camp.

Family Night

Family Night at camp is Friday evening. The highlight of the evening's activities is the campfire program. If desired, visitors may eat in the Dining Hall on Friday evening. The cost for the meal is \$6. They should notify their Scout's unit leader prior to their visit, who will make arrangements with the Dining Hall Manager.

Order of the Arrow

Thursday is Order of the Arrow Day in camp, and Arrowmen are encouraged to wear their sash with their uniform for evening flags and dinner. On Thursday night, there will be an ice cream social held for any OA member from any Lodge at the OA shelter.

Trading Post

A full-service trading post is operated at camp. It is stocked with Camp Davy Crockett custom items, including patches and T-shirts; Official Boy Scouts of America merchandise and uniform accessories; merit badge pamphlets; handi-craft kits; and an assortment of beverages, candy, ice cream and healthy snacks. In addition to cash and checks, Visa and Mastercard are also accepted. Regular business hours are posted at the Trading Post. The Trading Post is closed during dinner, camp-wide campfires and Chapel services. Bags of ice are available for purchase.

Lost and Found

A central lost and found area is located at the quartermaster. If you lose something during the week, check with the quartermaster to see if it has been turned in.

Camp Policies

Policies are made for the safety of campers, protection of equipment and to provide fairness to all. If rules are broken, it MAY be grounds for expulsion from camp and the troop will be responsible for securing transportation home.

- No alcoholic beverages, illegal drugs or drug paraphernalia.
- No smoking in the buildings, cabins or tents. Smoking will take place out of the presence of Scouts. The Boy Scouts of America prohibits the use of alcoholic beverages and controlled substances at encampments or activities on property owned and/or operated by the Boy Scouts of America, or at any activity involving participation of youth members.
- Shoes must be worn in camp at all times, except in the pool area.
- No fireworks are permitted on camp property.
- Anyone leaving camp must sign out at Headquarters and sign back in upon return. If scouts will be leaving with anyone other than their parent or guardian, they will need to have a completed "Permission to Leave Camp" Form. A picture ID must be presented by person picking the scout up.
- Medication for Scouts should be maintained in the Health Lodge and administered by the health officer. All medications should be in the original bottle.
- No defacing property.
- No running on trails, hills or roads
- Camp Davy Crockett uses the Scout buddy system.

The following rules or policies were established to provide additional security for adults and youth in the Scouting program. Incidents of abuse or allegations of abuse should not occur with adherence to these procedures.

TWO-DEEP LEADERSHIP - Two registered adult leaders, one of whom MUST be 21 years of age or older. The other leader must be 18 years of age or older. This applies to all Scouting activities.

NO ONE-ON-ONE CONTACT - One-on-one contact between adult leaders and Scouts is not permitted except between parent and scout. Personal conferences should be conducted in view of other Scouts and adults.

RESPECT FOR PRIVACY - Adult leaders must respect the privacy of youth members in situations such as changing into swimming trunks or taking showers, and only intrude to the extent that health and safety dictates. Those 18 years of age and older are considered to be adults.

SEPARATE ACCOMMODATIONS - When camping, no youth is permitted to sleep in the tent of an adult other than his parent or guardian. Separate shower facilities are available for males, females and youth.

WILDLIFE - All wildlife should be left alone for scouts well-being as well as the wildlife.

FUELS AND FLAMMABLES - MUST be handled according to "Guide to Safe Scouting" - Stored in a ventilated, locked box a safe distance (minimum 20 ft) from buildings and tents

INSURANCE COVERAGE - Units from outside the Sequoyah Council will need to furnish accident insurance information for their Scouts and leaders.

Camp Staff Opportunities

We depend on a highly-skilled, dedicated and enthusiastic group of Scouts and Scouters to operate Camp Davy Crockett each summer. Serving on camp staff is truly the summer experience of a lifetime. It's a unique chance to learn, to share your knowledge, be a leader, work on a team... and to touch the lives of the 1,200+ Scouts who will pass through the camp's gates this year.

We hope that you will encourage your best Scouts to apply for staff positions so that we can truly offer the best role models and teachers to all troops who attend Camp Davy Crockett. The staff undergoes extensive training in BSA Policy, First Aid, CPR, Customer Service, Teaching Techniques, Safety, Youth Protection, and many more topics before they ever meet their first camper. Contact the Scout Service Center or visit campdavycrockett.org to fill out an application.

Camp Staff Positions

Counselor-In-Training (Age 14)

Hands-on training, learning to be a summer camp staffer in various areas throughout camp, plus an intensive leadership and teaching skill program. CITs also have the ability to work on merit badges and develop their own leadership skills. There is a \$25 per week fee for CITs.

Counselor or Support Staff (Age 15+)

Teach merit badge sessions, lead special programs, work in the kitchen, camp office, or trading post.

Senior Staff (age 18+)

Senior staff include Managers, Area and Assistant Directors, Camp Chaplains Health Officers, and Commissioners. Area Directors (age 21+) are here to ensure the program within his or her area is carried out according to the standards of the BSA. He or she is responsible for the staff members and CITs working in their area, as well as keeping accurate records of merit badges or specialty awards completed.



Directions to Camp

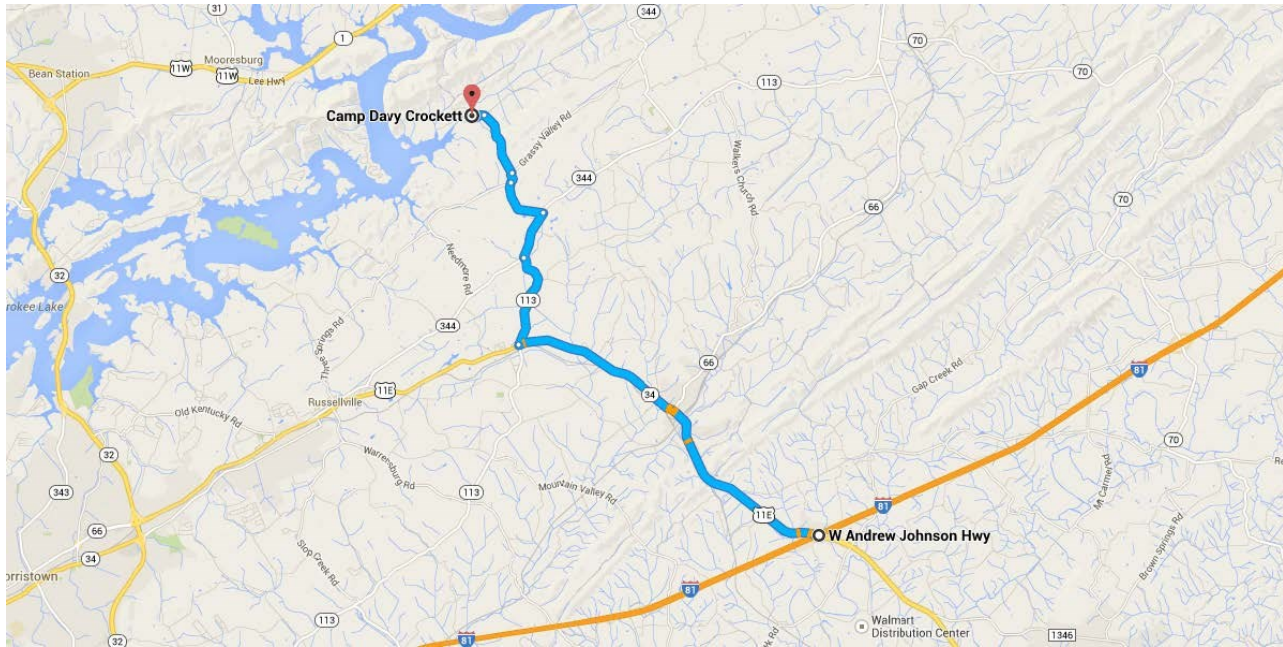
Map of Camp

Unit Photo Order Form

Special Needs Request Form

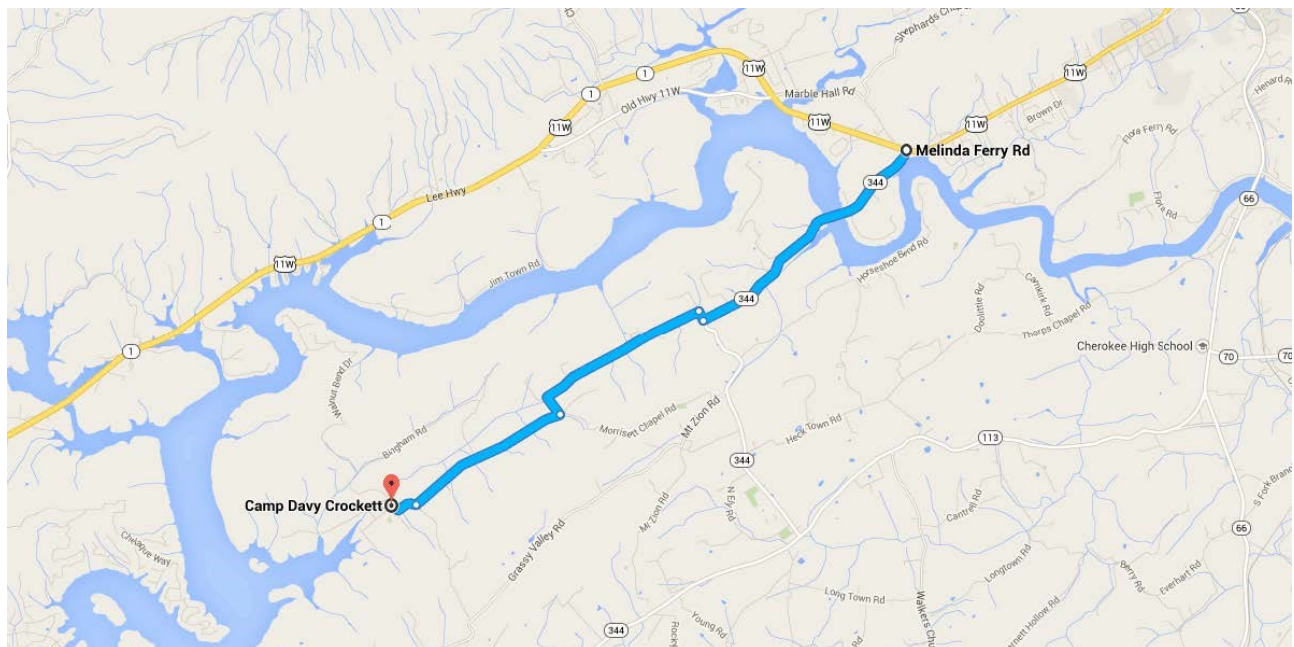
Scout Registration Worksheet

Driving Directions to Camp Davy Crockett from Interstate 81



- 1) Take exit 23 onto US 11 E South
- 2) Travel about 6.9 miles then Turn Right on TN 113 N
- 3) After about 2.8 miles turn left on Thompson Road
- 4) In 1 mile continue onto Grassy Valley Road
- 5) Go .2 miles turn left onto Ninny Ridge Rd
- 6) Travel 1.2 miles turn left onto Bingham Road
- 7) In .3 miles turn left into Camp Davy Crockett

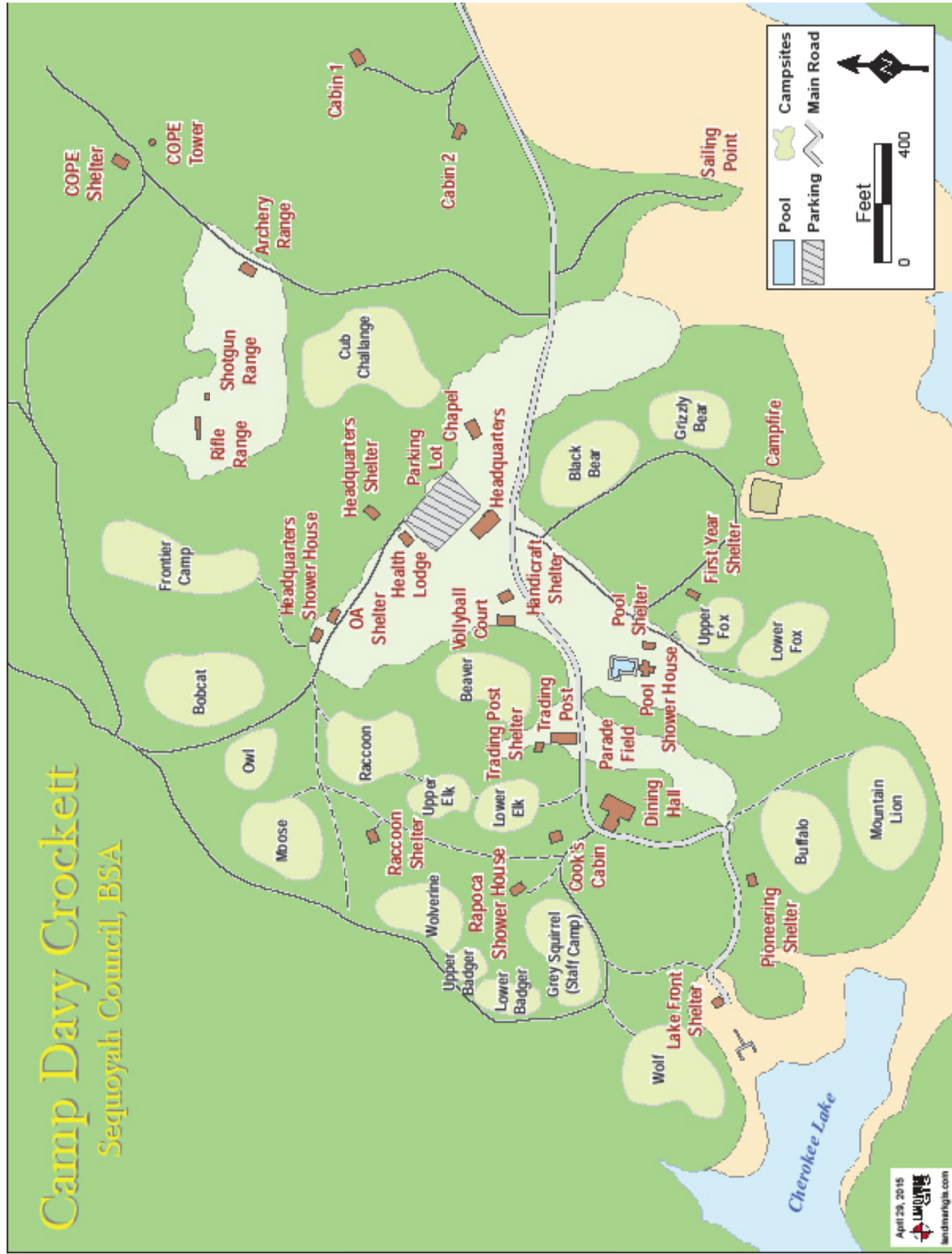
Driving Directions to Camp Davy Crockett from Highway 11W



- 1) Turn on Melinda Ferry Road (TN-344S)
- 2) Travel 2.4 miles then Turn Right onto Lee Valley Road
- 3) Travel about 2.4 miles turn Right onto Bingham Road
- 4) In .3 miles turn left into Camp Davy Crockett

Camp Davy Crockett

Sequoiah Council, BSA



Camp Davy Crockett

2018 Troop Photo Order Form



Name: _____ Troop Number: _____

Week number: _____

Image Number: _____

Troop Photos

_____ 8x10 @ 8.50 each =\$_____

_____ 5x7 @ 5.50 each =\$_____

Individual Photos

_____ 8x10 @ 8.50 each =\$_____


_____ 5x7 @ 5.50 each =\$_____

All Photos include folder

Troop photos are taken on Monday the week your troop attends from 5:30 - 7:30 PM. They arrive back at camp on Fridays.

Photography by: Jerry Hankins

2018 Camp Davy Crockett Special Needs Request Form



Please note! a separate form is required for each individual with a special needs request

This form is used to notify Camp Davy Crockett of any special dietary, health, mobility or disability needs your unit will have while attending camp. Camp Davy Crockett staff will make every reasonable effort to accommodate your unit's special needs. It is the responsibility of parents and the unit's adults attending camp to make sure the person has everything they need prior to arrival at camp. This form will be submitted to the camp personnel. Please be specific in explaining the needs and attach additional sheets if necessary. The contact person you list below may be contacted if the camp staff has any questions. **This form should be submitted no later than 2 weeks prior to your unit arriving at camp.**

Unit Number: _____ Campsite: _____

Check the week your unit will be attending:

☐ JROTC (June 3 - 9)
 ☐ Week 1 (June 10 - 16)
 ☐ Week 2 (June 17 - 23)
 ☐ Week 3 (June 24 - 30)
 ☐ Week 4 (July 1 - 7)
 ☐ Week 5 (July 8 - 14)
 ☐ Webelos Resident (July 15 - 18)
 ☐ Marksmanship (July 20 - 22)

Camp Contact Information:

Name: _____

Daytime Phone: _____ Evening Phone: _____

Email address: _____

Person Requiring Accommodation:

☐ Youth ☐ Adult

First Name: _____ Middle Initial: _____ Last Name: _____

Please check those that apply:

- ☐ Mobility Describe: _____
☐ Dietary Describe: _____
camp menus will be posted on www.campdavycrockett.org May 1
☐ Severe Allergies Describe: _____
☐ Other Describe: _____
☐ CPAP*

*Campers that require the use of CPAP machines need to plan to be in campsites that do not have electricity. Camp Davy Crockett will make arrangements to allow charging

List any additional information that Camp Davy Crockett should be aware of concerning this special request:

Mail completed form no later than 2 weeks prior to arrival to:
Sequoyah Council
Attention: CDC
PO Box 3010
Johnson City, TN 37602

2018 Camp Davy Crockett
Scout Registration Worksheet

Scout's Name: _____ Rank: _____ Date of Birth: _____ T-shirt Size: _____ (Youth Med - Adult 3X)

Please list any Allergies or Dietary Restrictions that you have:

Please make a 1st, 2nd & 3rd choice for each time slot you want to take a class. Return this form completed to your leader so that they can register you.
We recommend leaving one of the two open periods (11-12 & 4-5) open so that you may take advantage of the other programs offered at camp

TIME BLOCK	CHAPEL	HEADQUARTERS PORCH	TRADING POST SHELTER	RACCOON SHELTER	HANDICRAFT SHELTER	ECOLOGY PORCH	PIONEERING SHELTER	OA SHELTER	DINING HALL (BACK PORCH)	FIRST YEAR SHELTER
9:00 - 9:45	First Aid	Photography / Moviemaking \$	Emergency Preparedness	Environmental Science	Model Design Wood Carving \$	Fish & Wildlife/ Mammal Study	Fishing Indian Lore \$	Animation Radio		Tenderfoot
10:00 - 10:45	First Aid		Personal Fitness	Communications	Baskety \$ Space Exploration \$	Geology	Orienteering	Engineering Programming Electronics Signs & Codes		Second Class
11:00 - 12:00	Art		Geocaching	Wilderness Survival	Leatherwork \$	Nature			Cooking \$	First Class
										Special Activities No Registration Req.
2:00 - 2:45	First Aid	Chess	Crime Prevention	Environmental Science	Wood Carving \$ Space Exploration \$	Forestry & Soil & Water Cons.		Chemistry (\$)		Tenderfoot
3:00 - 3:45	First Aid	Music	Journalism	Citizenship in the Nations	Baskety \$	Weather	Pioneering	Search & Rescue		Second Class
4:00 - 4:45	Theater		Emergency Preparedness	Wilderness Survival	Leatherwork \$	Reptile Study & Insect Study	Camping	Inventing	Cooking \$	First Class
										Special Activities No Registration Req.

Evening Sessions 7:00 PM - 9:00 PM (These will be one class only)	
Monday	Game Design
Tuesday	Electricity
Thursday	Fire Safety
Fingerprinting	Basic First Aid/CPR \$

Crockett Experience (\$)
All Day
(will be away from unit M-T)
Meets at Archery Front Porch

Frontier Camp (\$)
All Day

TIME BLOCK	POOL	LAKEFRONT		SAILING POINT	Archery Range	Rifle Range	Shotgun Range
9:00 - 9:45	BSA Lifeguard (9:00 - 11:45) Lifesaving Swimming Learn to Swim	Motorboating (\$)	Watersports (\$) (includes learn to ski)		Archery (\$)	Rifle (\$)	Shotgun (\$)
10:00 - 10:45	Swimming	Canoeing			Open Shoot (Free)	Open Shoot (\$1 per 45 min session)	Open Shoot (50C Per Shot)
11:00 - 12:00	Open Swim	Motorboating (\$) Open Boating					
2:00 - 2:45	Lifesaving Swimming	Canoeing	BSA Paddlecraft Safety (2:00 - 4:45)		Archery (\$)	Rifle (\$)	Shotgun (\$)
3:00 - 3:45	Learn to Swim	Motorboating (\$)	Watersports (\$) (includes learn to ski)		Open Shoot (Free)	Open Shoot (\$1 per 45 min session)	Open Shoot (50C Per Shot)
4:00 - 4:45	Swimming	Open Boating					
5:00 - 6:00	Mile Swim Snorkeling						

Age Restricted